
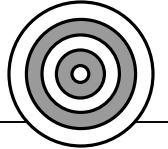


Click and Clunk

©2011 Education Inspired

Purpose: To use a variety of strategies to come to an understanding of an unknown word



Materials: clunk cards (already cut out on dotted lines), a text

Procedure:



- Remind students to monitor their comprehension during reading, and to use strategies when they do not know a word. For this strategy, unknown words are called clunks.
- Remind them of the different strategies they can use to figure out a clunk, and show the corresponding cards.
- Students use a set of cards when reading independently or with a partner. When students come to a clunk, students use the strategies on the cards to figure out the word.
- Optional: students can record their clunks, as well as the strategy that helped them figure out the clunk, in a clunk journal. Students can share their clunks, the effective strategies, and the clunk definitions with a small group.

Clunk Card #1




Reread the sentence with the clunk and look for key ideas to help you figure out the word. Think about what makes sense.

Clunk Card #2




Reread the sentences before and after the clunk and look for clues.

Clunk Card #3



Look for a prefix or suffix in the word that might help.

Clunk Card #4



Break the word apart and look for smaller words or roots that you know.