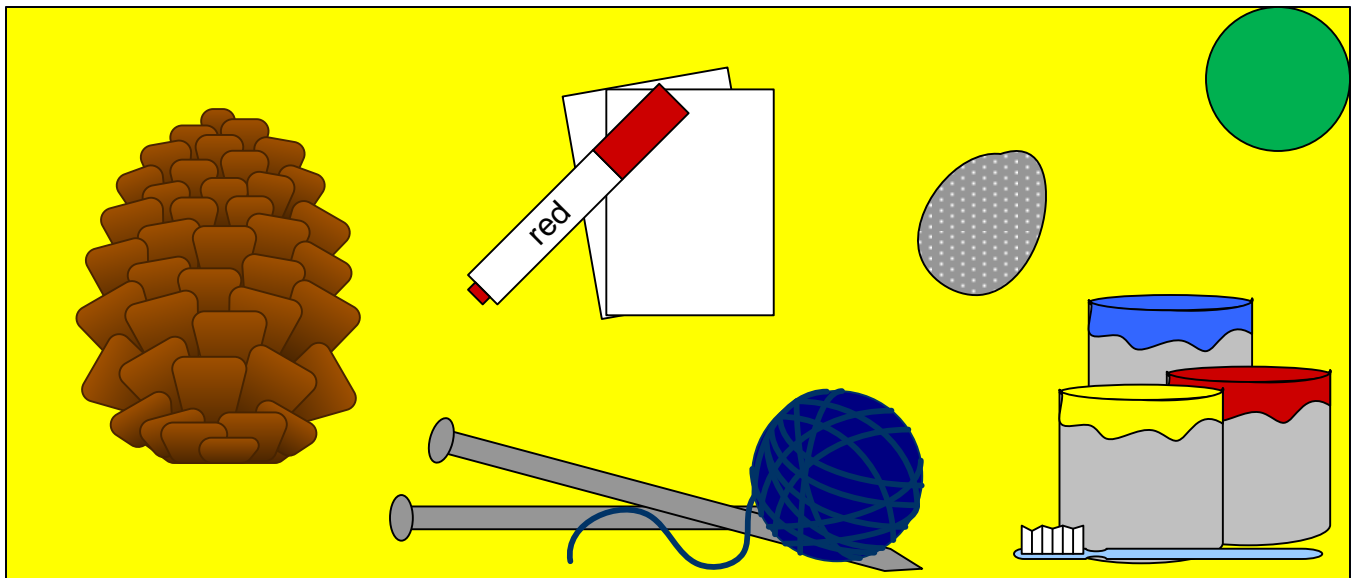


Crafty

Written and Illustrated by Jennifer Cheatham

©2011 Education Inspired



Crafty


Written and Illustrated by Jennifer Cheatham

©2011 Education Inspired



It can be a lot of fun to make crafts. You can make some crafts with things you have in your home. It is fun to make crafts on rainy days, or days when you have to stay inside.

There are many crafts you can make in your home. Some of them you can make by yourself. Sometimes you need a little bit of help to make the crafts. Still, making crafts can be a lot of fun.







To: Mom



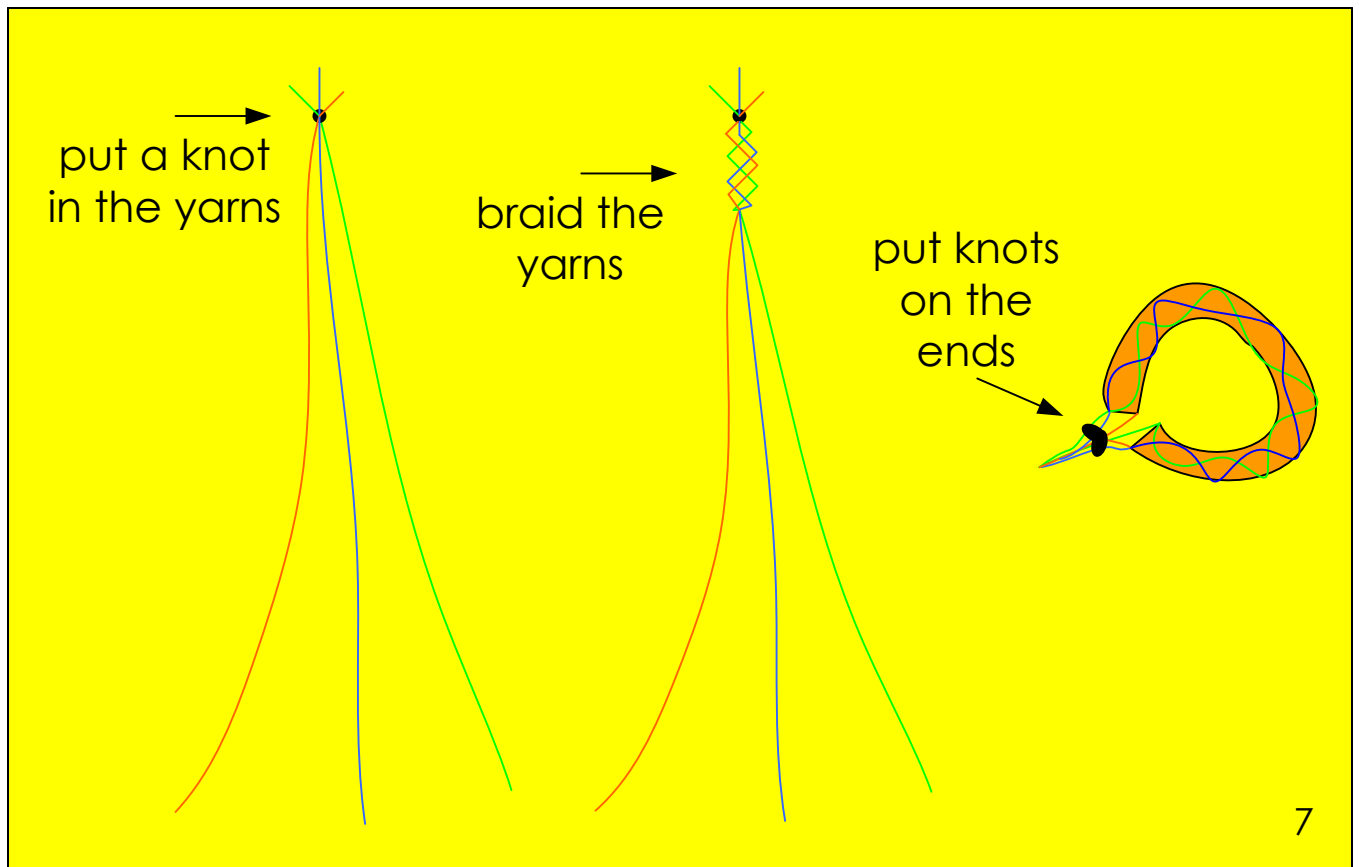
From: Bill

One craft you can make in your home with things you have is a card. To make a card, you need paper  and something that can write, like a pen. Fold the paper to make it look like a card. Then, with the pen,  trace your hand on the top of the card. Write a nice note in the inside of the card. Put your name on the card. That is it! You have a card to give to someone!

4

If you have yarn at your home, you can make a friendship bracelet. You need 3 strands of yarn. Take the 3 yarns and  make a knot on the end. Then, braid the yarn until you get to the other end. Then make a knot again. Put the bracelet  on your wrist. Make the bracelet stay on your wrist by  making a knot with the two ends of the bracelet. You have a fun friendship bracelet! You can make two bracelets  and give one to a friend!  

6



Get something to paint on, like an old box. Get your paint and a brush. Dip the brush in the paint. Make pretty pictures on the old box. You can paint on



paper and put the painting up in your home.




Painting is a lot of fun if you have paint and brushes.

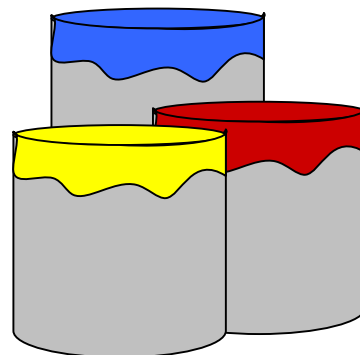
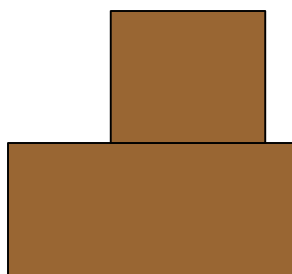

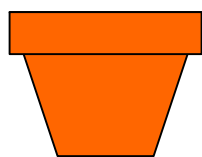
If you have some brushes and paint, you can paint.

If you do not have paint brushes, an old toothbrush 

will be okay. You can paint on a lot of things. You

can paint on flower pots, paper, old boxes, and a

 lot of other things.



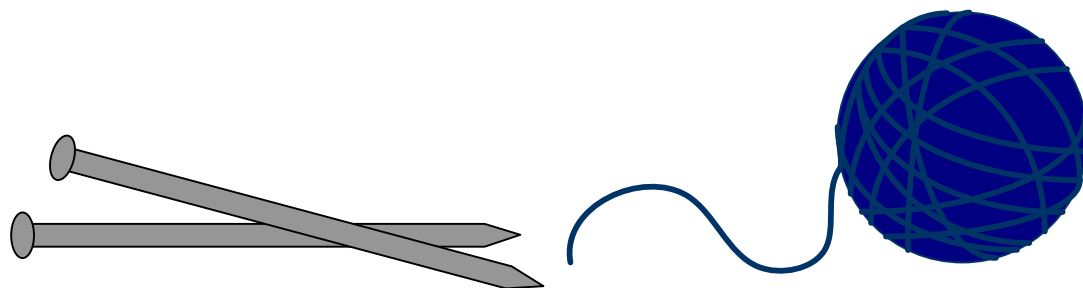
8

If you have a craft shop near your home you can get

knitting needles and a lot of yarn. Knitting needles

are very big. If you learn to knit you can make a lot

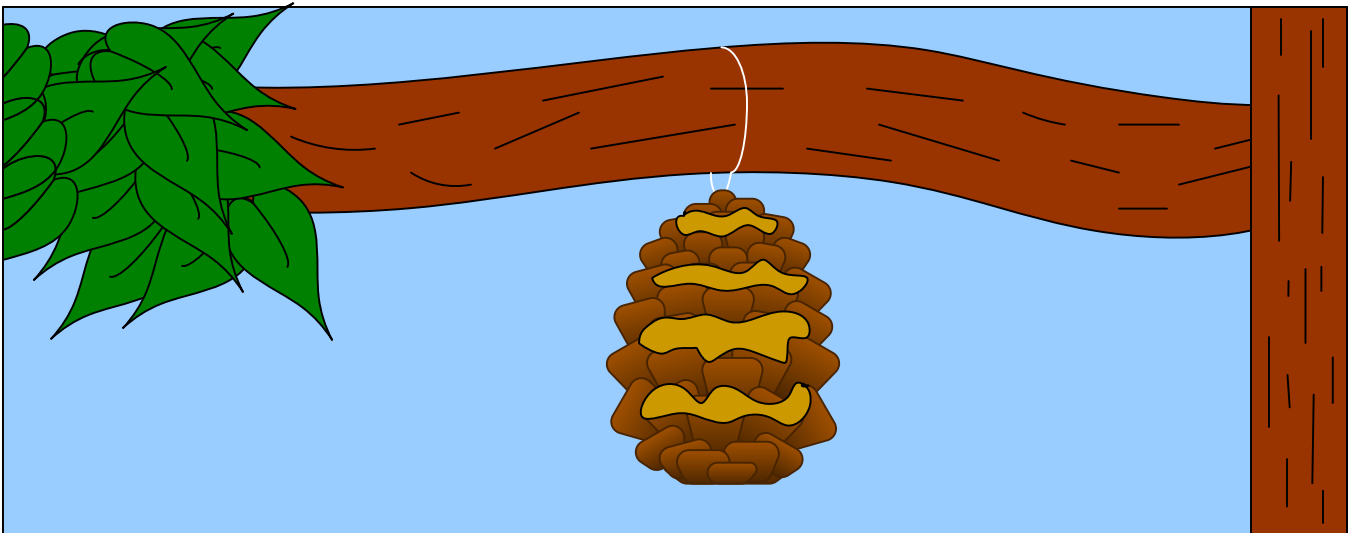
of things, like a scarf. It is fun to knit a scarf.



10

Take the yarn and make a knot with one end on one of the knitting needles. Then you knit the scarf, one stitch at a time. When you are finished, put a knot in the yarn so the scarf does not come apart. Learning to knit can take a while, but then it is a lot of fun. I like to watch TV when I knit. I do not even have to think about knitting when I knit because I am so good at it.

11


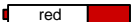


Go inside and watch the tree. Chipmunks will eat the peanut butter from the pine cone! It is a good snack for chipmunks!

13



If there is not a craft shop near your home, there are still other crafts you can make. You can make a chipmunk snack with a pine cone, a string, and some peanut butter. When it is not raining, look in the yard near your home to find a pine cone. Put a string on the top of the pine cone. Get a knife that is not sharp. Put peanut butter on the pine cone with the knife. Then, with the string, put the pine cone in a tree.

12

You can make a pet rock with just a rock and a marker.  When it is not raining, look in the yard to find a good rock. It can be big. It can be little. It just needs to be the shape you want. Look for a rock that is pretty. Some rocks have spots or dots. Take your time to find a good rock. Then, with a marker, give the rock two eyes. Name the rock. Then you  will have a pet rock! You can make a home for your pet rock with an old box.

14



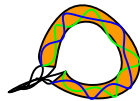


You can put your pet rock in your pocket and take it with you when you go places. You will not have to feed your pet rock and it will not make a mess. Pet rocks are good pets to have.

15

## New Words

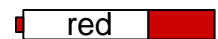
bracelet



flower



marker



paper



picture



toothbrush



There are many crafts you can make at home when you have to play inside or when it is raining. I told you about some crafts you can make. What other crafts can you think of that you can make at home?

