

FIRST AND GOAL

©2011 Education Inspired

Possessive Nouns

For grades 2-4; Groups of 2

Materials Needed:

The First and Goal game board

First and Goal cards

Game pieces (cut from bottom of page)

How to Construct:


1. Cut off the rules and game pieces.
2. Laminate the game board onto the front of a manila envelope, and the rules on the back of the envelope. Make sure the envelope is open when it is laminated.
3. Laminate the game pieces.
4. Use scissors to slice open the laminate at the opening of the envelope.
5. Store the game pieces in the game board envelope.

How to Play:


1. One person is the offense. Place the quarterback (the one with the ball) on any dark green square on the bottom row.
2. The other person is the defense. Place one lineman on each dark green square along the top row.
3. Place the game cards beside the game board.
4. The offense goes first. Take a card, read it, and say the possessive noun. If the answer is correct, move the quarterback one adjacent dark green square in any direction. Remember the goal is to make a touchdown without being pinned by the linemen. If the answer is not correct, the quarterback does not move.
5. The defense goes next. Take a card, read it, and say the possessive noun. If the answer is correct, choose a lineman and move him down one space, playing only on the dark green squares. Linemen can only move down, not back up. Only one lineman can move per turn. If the answer is not correct, no lineman may move.
6. Play continues until the quarterback makes a touchdown or until the linemen block him from moving.

Game Pieces

Offense



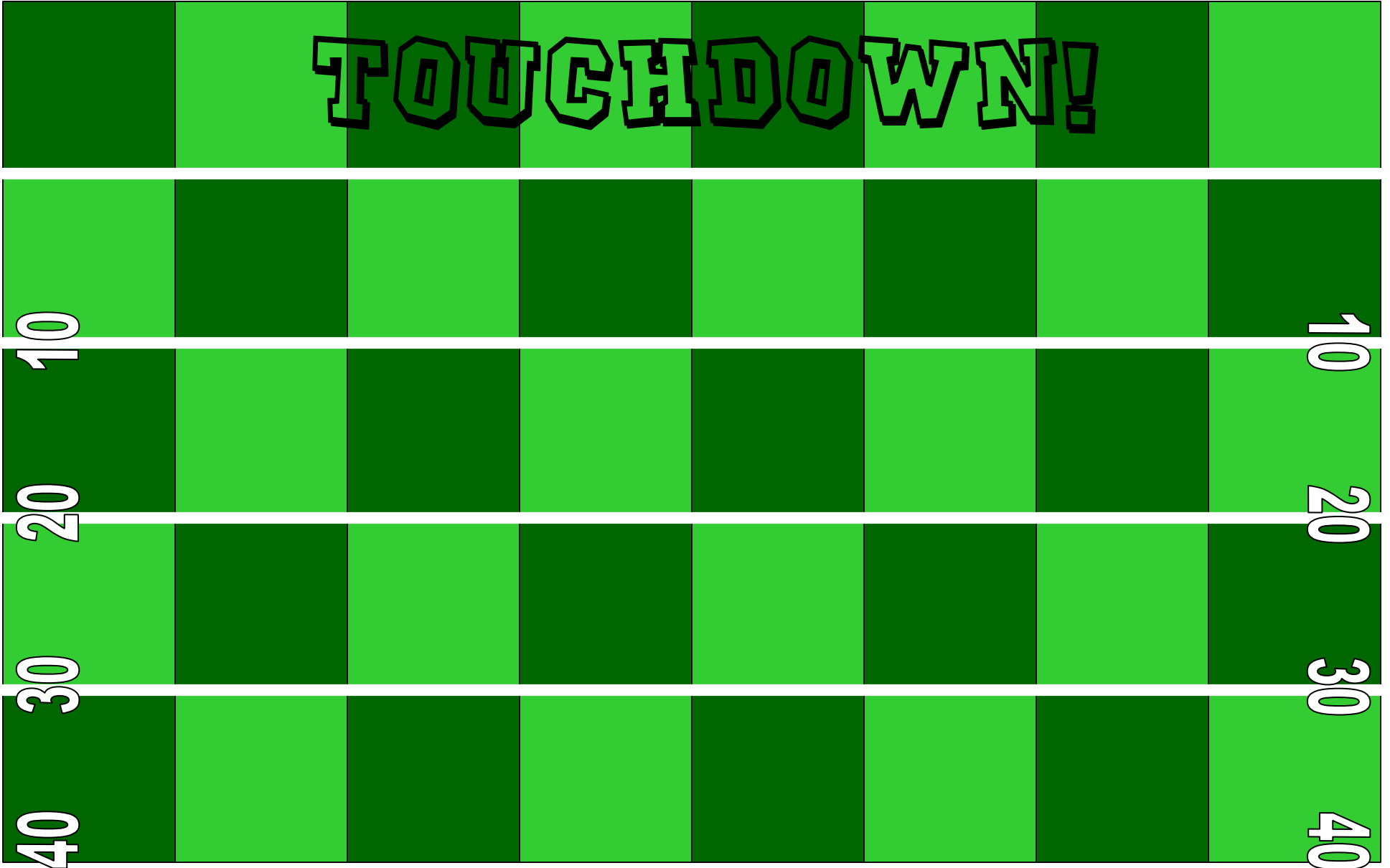
Defense



FIRST AND GOAL

©2011 Education Inspired

TOUCHDOWN!



10

20

30

40

10

20

30

40

First and Goal Possessive Nouns

©2006 Education Inspired

Grades 2-4, Groups of 2

How to Play:

1. Offense is placed on one dark green square along the bottom. Defense covers the dark green squares along the top.
2. Game cards are placed face up beside the game board.
3. In turn, each player reads a card and says the possessive noun. If correct, the player may move one connected dark green space. If the answer is incorrect, the player loses the turn.
4. Offense may move forward and backward. Defense may move only one player at a time, and only forward, not backward.
5. The game is over when either the offense scores a touchdown or the defense blocks the offense from moving.

Answer Key

- | | |
|-----------------------------|--------------------------|
| 1. the student's pencil | 2. the librarian's books |
| 3. the lady's purse | 4. the man's hat |
| 5. the pitcher's ball | 6. Mark's cookie |
| 7. Kim's snack | 8. Zack's paper |
| 9. the baby's bottle | 10. the kid's toy |
| 11. Jack's dog | 12. Sue's necklace |
| 13. the birthday boy's gift | 14. Katie's eraser |
| 15. the player's glove | |

©2006 Education Inspired

Answer Key

- | | |
|----------------------------------|-------------------------|
| 16. the runner's shoes | 17. the neighbor's mail |
| 18. Tim's lunchbox | 19. Bill's jacket |
| 20. Dan's grade | 21. Erin's award |
| 22. Jennifer's smile | 23. the leader's job |
| 24. the team's victory | 25. the group's prize |
| 26. Allison's project | 27. the school's rules |
| 28. the principal's announcement | |

©2006 Education Inspired

the pencil that
belongs to the
student

©2006 Education Inspired

1

the book that
belongs to the
librarian

©2006 Education Inspired

2

the purse that
belongs to the lady

©2006 Education Inspired

3

the hat that belongs
to the man

©2006 Education Inspired

4

the ball that belongs
to the pitcher

©2006 Education Inspired

5

the cookie that
belongs to Mark

©2006 Education Inspired

6

the snack that
belongs to Kim

©2006 Education Inspired

7

the paper that
belongs to Zack

©2006 Education Inspired

8

the bottle that
belongs to the baby

©2006 Education Inspired

9

the toy that belongs
to the kid

©2006 Education Inspired

10

the dog that
belongs to Jack

©2006 Education Inspired

11

the necklace that
belongs to Sue

©2006 Education Inspired

12

the gift that belongs
to the birthday boy

©2006 Education Inspired

13

the eraser that
belongs to Katie

©2006 Education Inspired

14

the glove that
belongs to the
player

©2006 Education Inspired

15

the shoes that
belong to the runner

©2006 Education Inspired

16

the mail that
belongs to the
neighbor

©2006 Education Inspired

17

the lunchbox that
belongs to Tim

©2006 Education Inspired

18

the jacket that
belongs to Bill

©2006 Education Inspired

19

the grade that
belongs to Dan

©2006 Education Inspired

20

the award that
belongs to Erin

©2006 Education Inspired

21

the smile that
belongs to Jennifer

©2006 Education Inspired

22

the job that belongs
to the leader

©2006 Education Inspired

23

the victory that
belongs to the team

©2006 Education Inspired

24

the prize that
belongs to the
group

©2006 Education Inspired

25

the project that
belongs to Allison

©2006 Education Inspired

26

the rules that belong
to the school

©2006 Education Inspired

27

the announcement
that belongs to the
principal

©2006 Education Inspired

28