

FIRST AND GOAL

Water Cycle

©2011 Education Inspired

For grades 2-5; Groups of 2

Materials Needed:

The First and Goal game board
Game pieces (cut from bottom of page)

How to Construct:


1. Cut off the rules and game pieces.
2. Laminate the game board onto the front of a manila envelope, and the rules on the back of the envelope. Make sure the envelope is open when it is laminated.
3. Laminate the game pieces.
4. Use scissors to slice open the laminate at the opening of the envelope.
5. Store the game pieces in the game board envelope.

How to Play:


1. One person is the offense. Place the quarterback (the one with the ball) on any dark green square on the bottom row.
2. The other person is the defense. Place one lineman on each dark green square along the top row.
3. Place the cards with the questions facing up beside the game board.
4. The offense goes first. Take a card, read the question out loud, and answer it. Look on the back to check the answer. If the answer is correct, move the quarterback one adjacent dark green square in any direction. Remember the goal is to make a touchdown without being pinned by the linemen. If the answer is not correct, the quarterback does not move.
5. The defense goes next. Take a card, read it out loud, and answer it. Look on the back to check the answer. If the answer is correct, choose a lineman and move him down one space, playing only on the dark green squares. Linemen can only move down, not back up. Only one lineman can move per turn. If the answer is not correct, no lineman may move.
6. Play continues until the quarterback makes a touchdown or until the linemen block him from moving.

Game Pieces

Offense



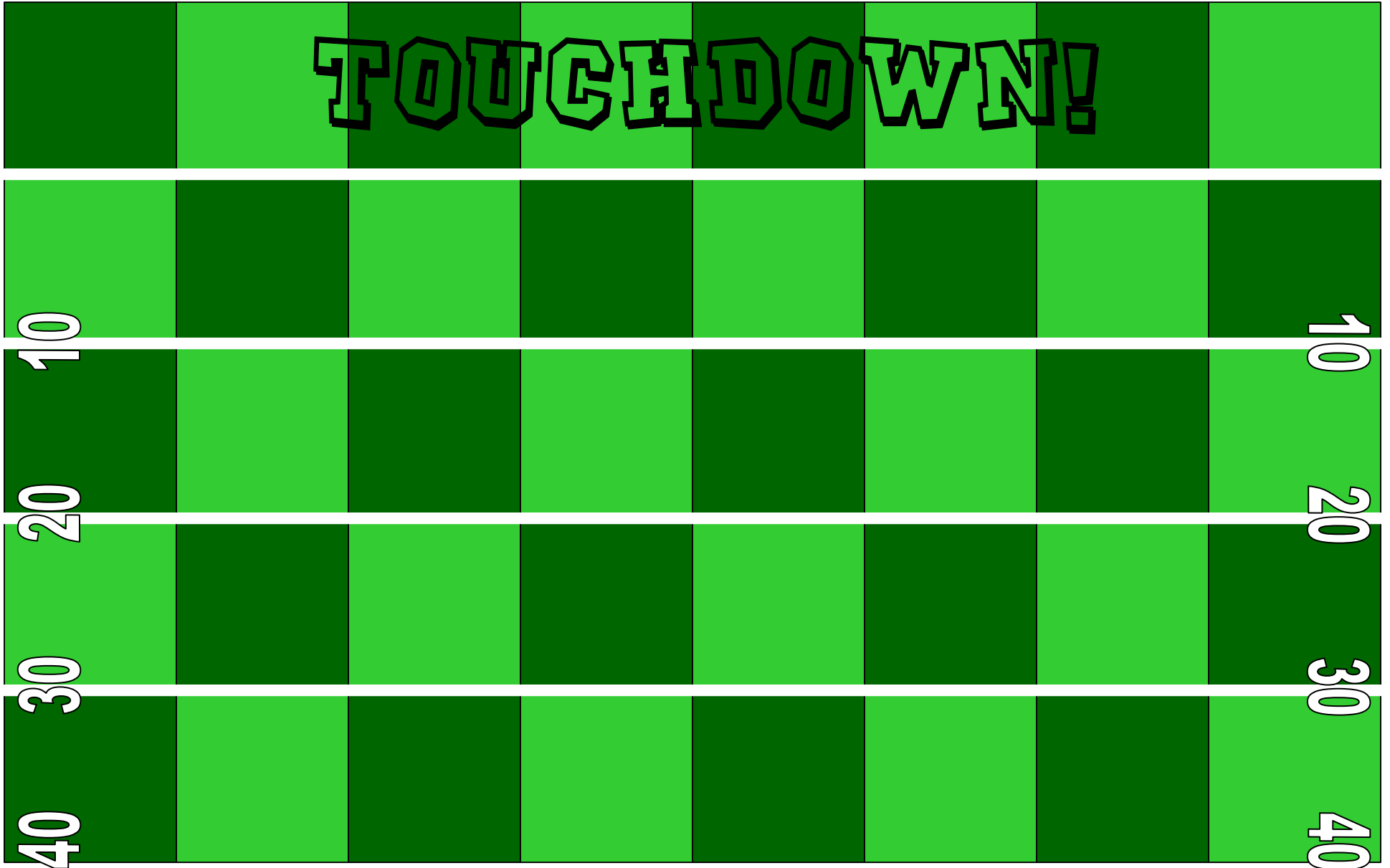
Defense



FIRST AND GOAL

©2011 Education Inspired

TOUCHDOWN!



First and Goal Water Cycle

©2006 Education Inspired

Grades 3-5, Groups of 2

How to Play:

1. Offense is placed on one dark green square along the bottom. Defense covers the dark green squares along the top.
2. Question cards are placed face down beside the game board.
3. In turn, each player picks up the top card, reads the question aloud, and answers it. If correct, the player may move to one connected dark green space. If the answer is incorrect, the player loses the turn.
4. Offense may move forward and backward. Defense may move only one player at a time, and only forward, not backward.
5. The game is over when either the offense scores a touchdown or the defense blocks the offense from moving.

What is a characteristic of a material or object; something that you can observe?

What is the movement of water over another material?

What is a slanted surface?

What is a liquid earth material made of hydrogen and oxygen?

What is the skin-like surface on water that pulls it together into the smallest possible space?

What is the process by which a liquid changes into a gas?

flow

property

water

slope

evaporation

surface tension

<p>What is the water that falls on Earth as rain, snow, sleet, or hail?</p>	<p>What is the changing of a gas into a liquid?</p>
<p>What is water in a liquid form called?</p>	<p>What is the movement of water from Earth's surface into the air and back to the surface again?</p>
<p>What is water in a solid form called?</p>	<p>What is water in the form of a gas called?</p>
<p>What is the movement of water into another material? It is when the water soaks into the material.</p>	<p>What is a substance that is made up or comes from the earth?</p>

condensation

precipitation

water cycle

rain

water vapor

ice

earth material

absorb