


I Know! Bingo!

Time to the Fives

©2004 Education Inspired

Place the cards in the middle of the group. Pick up a card and read it out loud. All players find the clock that matches the time on the card and mark it. Put the cards that have been read in a new pile. Take turns reading cards until someone covers four squares in a row. Then the group must check the cards and the words covered to make sure the correct answers are marked. If they are, that player wins the game.




I Know! Bingo!

Time to the Fives

©2004 Education Inspired

Place the cards in the middle of the group. Pick up a card and read it out loud. All players find the clock that matches the time on the card and mark it. Put the cards that have been read in a new pile. Take turns reading cards until someone covers four squares in a row. Then the group must check the cards and the words covered to make sure the correct answers are marked. If they are, that player wins the game.

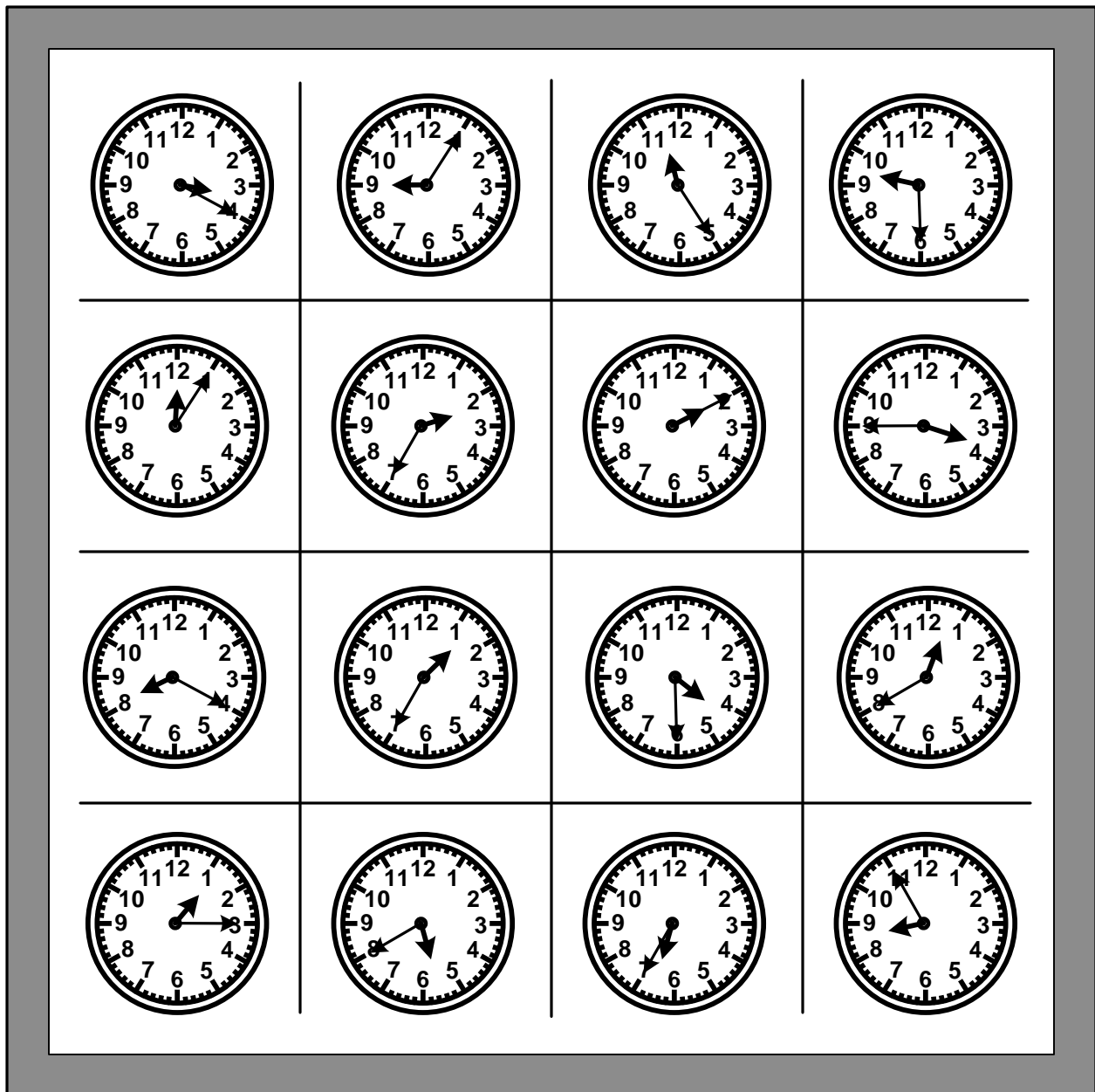


I Know! Bingo!

Time to the Fives

©2004 Education Inspired

Place the cards in the middle of the group. Pick up a card and read it out loud. All players find the clock that matches the time on the card and mark it. Put the cards that have been read in a new pile. Take turns reading cards until someone covers four squares in a row. Then the group must check the cards and the words covered to make sure the correct answers are marked. If they are, that player wins the game.




I Know! Bingo!

Time to the Fives

©2004 Education Inspired

Place the cards in the middle of the group. Pick up a card and read it out loud. All players find the clock that matches the time on the card and mark it. Put the cards that have been read in a new pile. Take turns reading cards until someone covers four squares in a row. Then the group must check the cards and the words covered to make sure the correct answers are marked. If they are, that player wins the game.




I Know! Bingo!

Time to the Fives

©2004 Education Inspired

Place the cards in the middle of the group. Pick up a card and read it out loud. All players find the clock that matches the time on the card and mark it. Put the cards that have been read in a new pile. Take turns reading cards until someone covers four squares in a row. Then the group must check the cards and the words covered to make sure the correct answers are marked. If they are, that player wins the game.




I Know! Bingo!

Time to the Fives

©2004 Education Inspired

Place the cards in the middle of the group. Pick up a card and read it out loud. All players find the clock that matches the time on the card and mark it. Put the cards that have been read in a new pile. Take turns reading cards until someone covers four squares in a row. Then the group must check the cards and the words covered to make sure the correct answers are marked. If they are, that player wins the game.



I Know! Bingo!

Time to the Fives

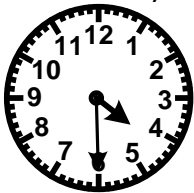
©2004 Education Inspired

For grades 2-4; Groups of 2-6


Place the cards in the middle of the group. Pick up a card, read the time, and lay the card where everyone can see. All players find the clock on their own papers that matches the time on the card and mark it, but don't say the answer out loud. Put the cards used in a new pile. Take turns turning over cards until someone covers four in a row. Then the group must check the cards and the clocks covered to make sure the correct clocks are marked. If they are, that player wins the game.

Answer Key


1




2



3




4




Answer Key Continued

5




6



7




8




Answer Key Continued


9




10



11




12




Answer Key Continued


13




14



15




16




Answer Key Continued


17




18



19




20




Answer Key Continued


21




22



23



24



4:30

1

6:35

2

5:40

3

7:45

4

8:55

5

10:00

6

9:05

7

11:25

8

12:40

9

1:35

10

12:05

11

2:10

12

1:15

13

3:20

14

2:35

15

3:45

16

5:20

17

6:50

18

7:10

19

8:20

20

9:30

21

10:25

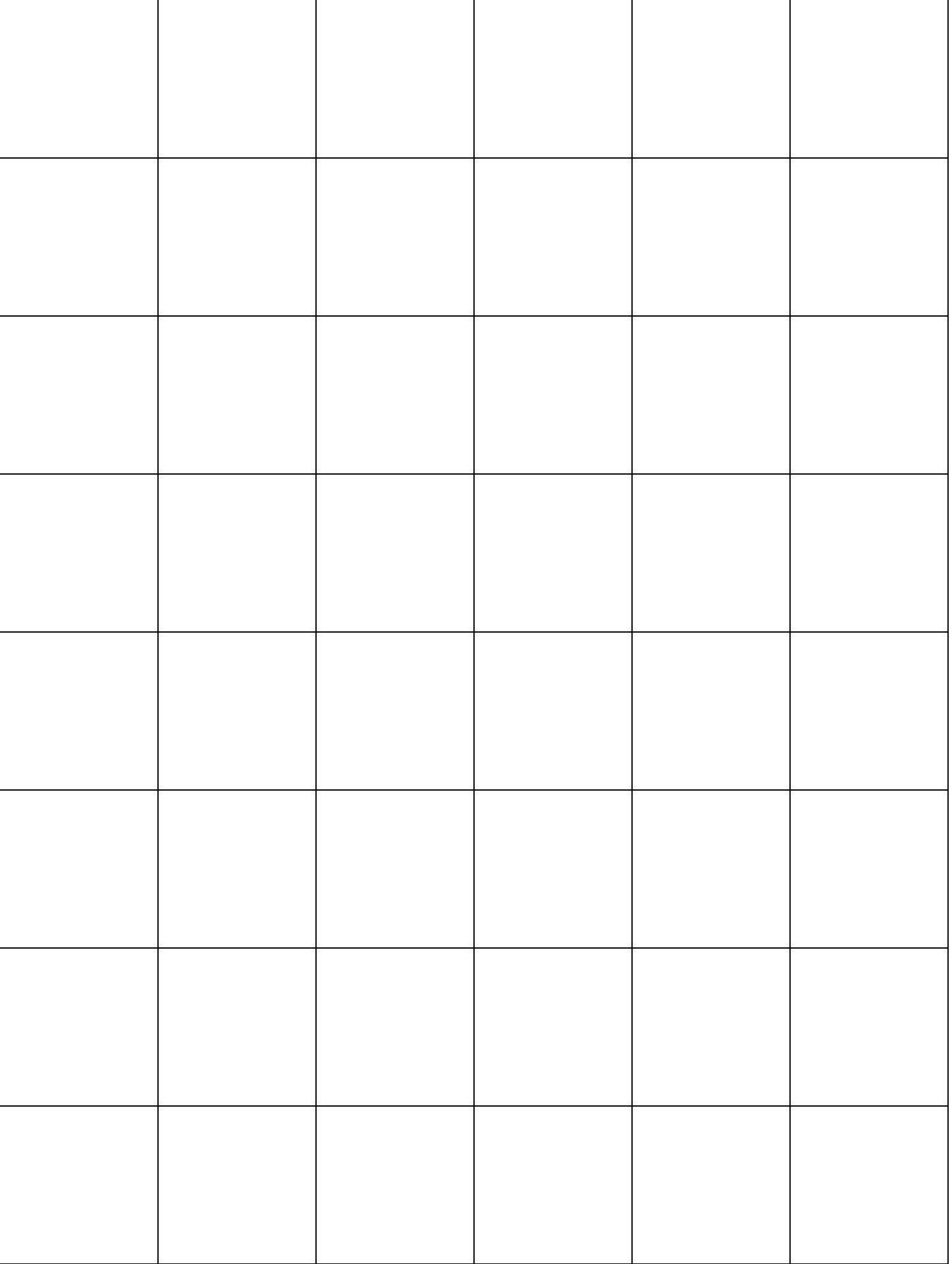
22

11:40

23

12:35

24



Cut these squares out to use as game pieces, or laminate the game boards & use washable markers