



©2011 Education Inspired

Multiple Meaning Words

For grades 2-4; Groups of 2-4

Materials Needed:

The Suit Up! game board

Game pieces

Sets of people pieces

1 die

Game cards


How to Construct:


1. Laminate the game board onto the front of a manila envelope, and the rules on the back of the envelope. Make sure the envelope is open when it is laminated.
3. Laminate the game pieces and people pieces.
4. Cut out the pieces.
5. Use scissors to slice open the laminate at the opening of the envelope.
6. Store the game pieces in the game board envelope.

How to Play:

1. Remove the title and instructions.
2. Shuffle the cards and place them in the middle of the game board. Place the people pieces beside the cards.
3. Each player may place a chosen marker anywhere desired on the game board.
4. Take turns around the group. Roll a die and move the number of spaces rolled.
5. Pick a card and read it aloud. Give two different definitions of the word, or use the word differently in two sentences. If the answer is correct, take the piece of person that you landed on if you do not have it and your turn is over. If you already have it your turn is over. If the answer is incorrect, you do not get the piece. If you already have it and the answer is incorrect, you must put it back on the game board.
6. After each turn, return the card back to the bottom of the card stack.
7. The first player to get all the people pieces wins.

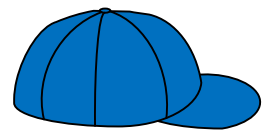



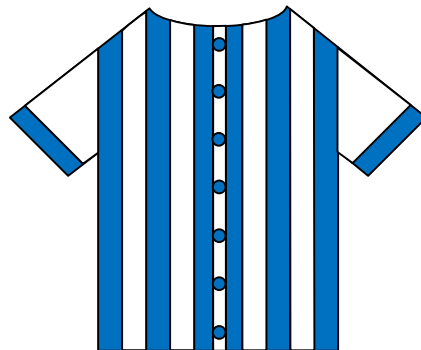
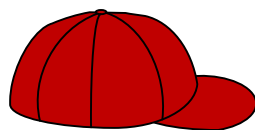



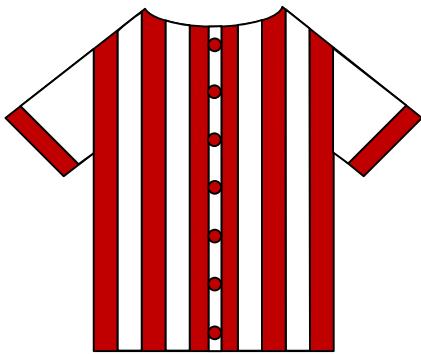


Game Pieces



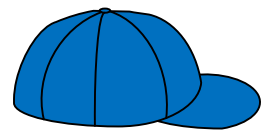
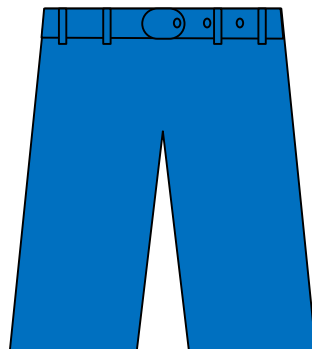


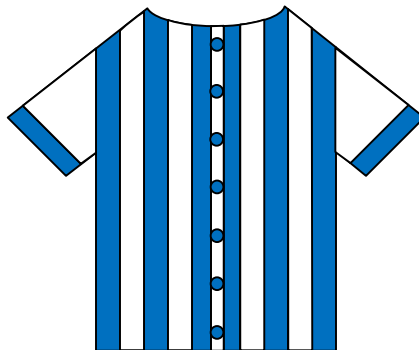
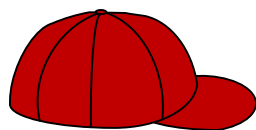



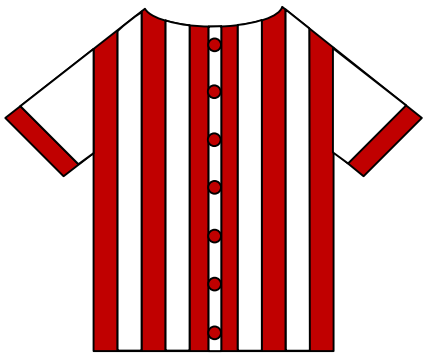




©2011 Education Inspired

People Pieces



People Pieces





Multiple Meaning Words

©2005 Education Inspired

Grades 3-4, Groups of 2-4 How to Play:

1. Remove the title and instructions.
2. Shuffle the cards and place them in the middle of the game board. Place the people pieces beside the cards.
3. Each player may place a chosen marker anywhere desired on the game board.
4. Take turns around the group. Roll a die and move the number of spaces rolled.
5. Pick a card and read it aloud. Give two different definitions of the word, or use the word differently in two sentences. If the answer is correct, take the piece of person that you landed on if you do not have it and your turn is over. If you already have it your turn is over. If the answer is incorrect, you do not get the piece. If you already have it, you must put it back on the game board.
6. After each turn, return the card back to the bottom of the card stack.
7. The first player to get all the people pieces wins.

pitcher

rock

light

chest

fall

left

scales

turn

brush

hide

ball

figure

hard

slip

bark

bowl

charge

sink

ruler

rose

sheet

bank

spot

check

date

fair

club

racket

trunk

squash

ears

trip

star

bill

fan

class

duck

miss

tire

file

mine

light

right

top

dip

die